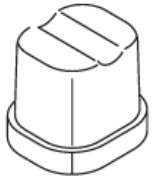


frozy®

FR90G



Usage Areas



Hotel



Restaurant



Fast Food



Cocktail



Disco



Industry



Technical Information

Daily Production Capacity	85 kg	Finish	AISI 304 SS
Store Capacity	40 kg	Cooling System	Air
Ice Capacity Per Cycle	60 Units	Product Dimension w*d*h	738*600*822
Refrigerant Gas	R290	Packing Dimension w*d*h	800*660*1000
Current	16 A	Net Weight	68 kg
Maximum Power	640 W	Loading Quantities 20 DC	46 Units
Daily Electric Consumption	11,5 Kw	Loading Quantities 40 DC	102 Units
Voltage	230V-50 Hz	Loading Quantities Optima	120 Units

Special Features



Sprayer System



Polyurethane Cabinet



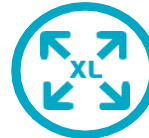
Air Cooling



Easy Clean Surface



Electronic Control



Large Ice Storage Area



T Climate Type



Antibacterial Storage Area



Magnetic Pump



Door with Handle



Easy Clean Air Filter



Multifunction Button



Service Kit Drain Pump



Easy Access

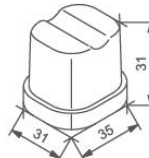


Sliding Lid



Optional Touch Screen Control

Ice Cubes and Sizes



18 gr/unit

Certifications



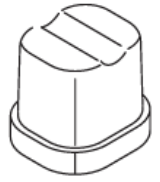
frozy®

TASİS MAK.MÜH.SAN.TİC.A.Ş.
Org.San.Böl. 34.Cad. No:11,
26110, Eskişehir/Turkey
+ 90 222 236 82 20
+ 90 222 236 82 21
marketing@frozy.com.tr

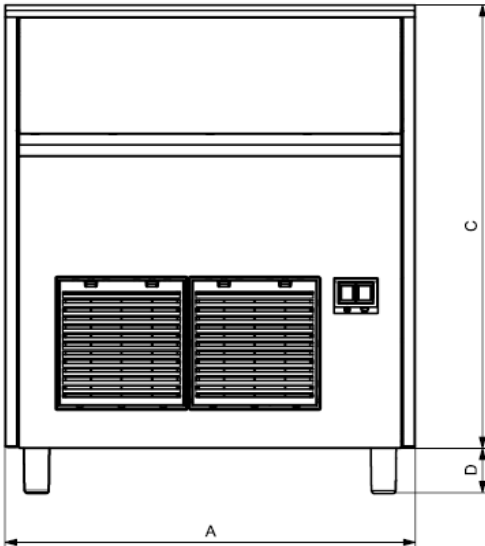
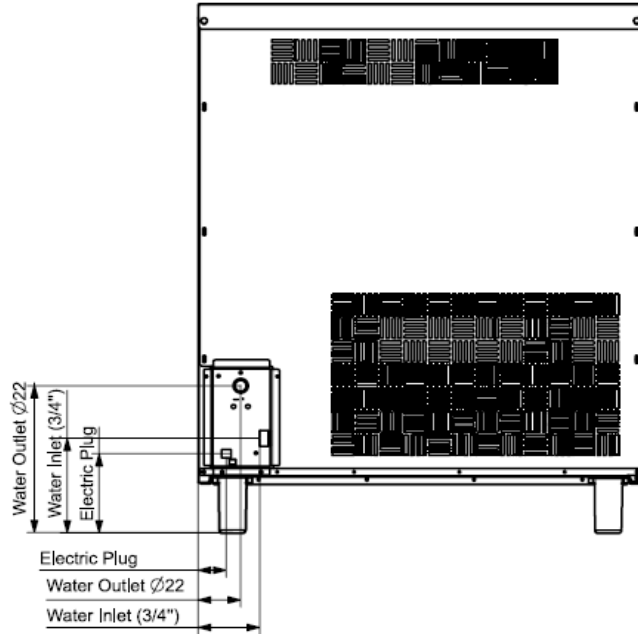
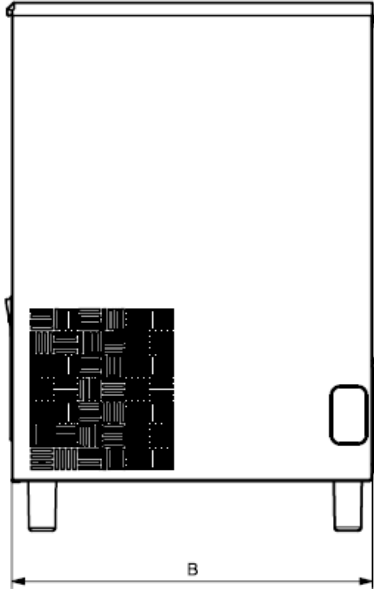
CLIMAX COOLER MAK.MÜH.DAN.A.Ş.
Org.San.Böl. 34.Cad. No:11,
26110, Eskişehir/Turkey
+ 90 222 236 82 20
+ 90 222 236 82 21
marketing@frozy.com.tr



www.frozy.com.tr



Product Dimensions



Model	A (mm)	B (mm)	C (mm)	D (mm)	Water Inlet Horizontal (mm)	Water Inlet Vertical (mm)	Water Outlet Horizontal (mm)	Water Outlet Vertical (mm)	Electric Plug Horizontal (mm)	Electric Plug Vertical (mm)
FR25G	355	435	590	D2	91	172	53	105	47	50
FR30G	390	515	640	D1-D2	91	255	53	188	47	133
FR35G	500	580	690	D1-D2	91	255	53	188	47	133
FR40G	500	580	690	D1-D2	91	255	53	188	47	133
FR50G	500	580	800	D1-D2	91	255	53	188	47	133
FR60G	500	580	800	D1-D2	91	255	53	188	47	133
FR70G	738	600	822	D1-D2	103	163	71	253	47	133
FR90G	738	600	822	D1-D2	103	163	71	253	47	133
FR100G	738	600	822	D1-D2	103	163	71	253	47	133

Option	D (mm)	
Standard Adjustable Feet	D1	95
Short Adjustable Feet	D2	10

Limits

- Water inlet	3/4"
- Water outlet	22 mm
- Water Pressure	Min 1 Bar/Max 5 Bar

All technical informations must be considered as following conditions

Ambient temperature : 10°C

Water temperataure : 10°C

Electric consumption at : 20°C (Standard Voltage)

The company has righth to change all informations without notification

Ice Making Capacities

Ambient Tem. °C	Water Temperature °C			
	10°	15°	21°	32°
10°	100%	98%	95%	93%
21°	98%	96%	90%	87%
32°	90%	87%	80%	78%
38°	80%	75%	70%	60%



